

No. of Contacts	Dimension			
	A	B	C	D
4	9.10	3.00	11.00	5.10
5	10.10	4.00	12.00	6.10
6	11.10	5.00	13.00	7.10
8	13.10	7.00	15.00	9.10
18	23.10	17.00	25.00	19.10
19	24.10	18.00	26.00	20.10
20	25.10	19.00	27.00	21.10
24	29.10	23.00	31.00	25.10
30	35.10	29.00	37.00	31.10

Specification 规格

Material 物料

Housing 塑胶外壳: LCP (UL 94V-0), White
 Actuator: LCP (UL 94V-0), Black
 Contact 接触: Phosphor Bronze
 Fitting Nail: Brass

Plating 电镀

Underplating 底层电镀: Nickel-plated all over
 Contact Area 接触部分: see ordering grid
 Fitting Nail: Tin

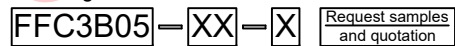
Electrical 电气

Voltage Rating 电压额定值: 50V AC/DC max.
 Current Rating 电流额定值: 0.4A AC/DC max.
 Dielectric Strength 耐电压: 500V AC for 1 minute
 Insulation Resistance 绝缘电阻值: 50 MΩ min. 250V DC
 Contact Resistance 接触电阻值: 40 mΩ max.
 Solder Profile: Peak Temp 260°C (+0/-5°C) max.
 (5 seconds)

Mechanical & Environmental 机械 & 环境

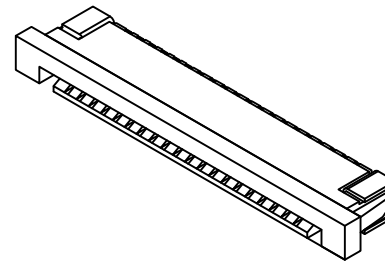
Operating Temperature 工作温度: -25°C to +85°C
 Durability 耐久性: 20 Cycles

Ordering Grid



No. of Contacts: XX
 04 - 30 (see dimension table)

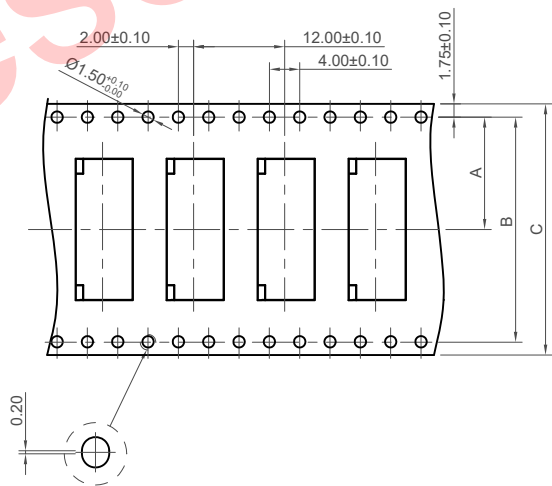
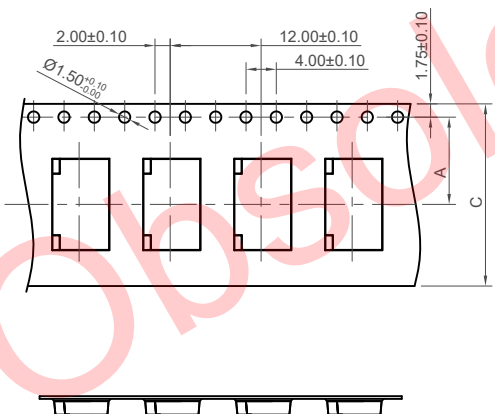
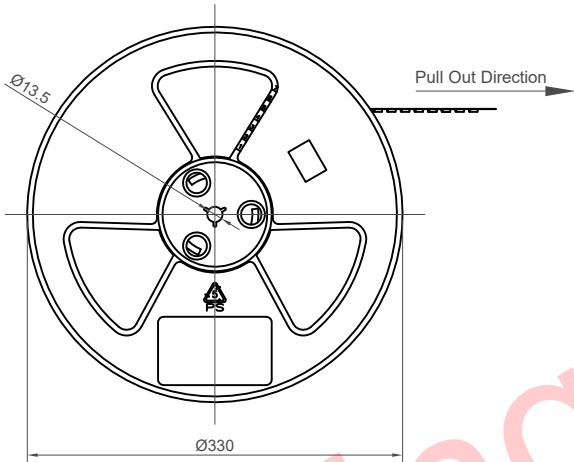
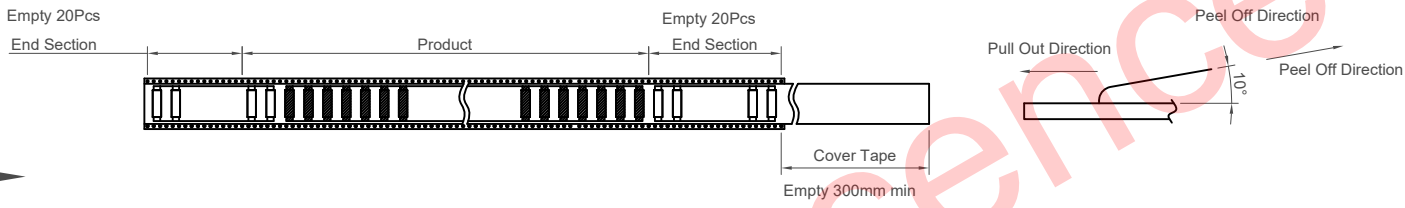
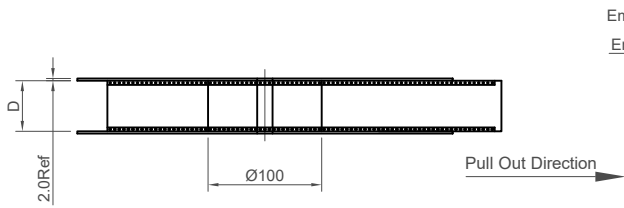
Contact Plating: X
T= Tin Plating over all (Standard)
reel qty=1500pcs
G= Gold Flash over all
(Only available in 5&6 circuits)
reel qty=1500pcs



Part Number		Product Description	
FFC3B05		FPC 1.0mm Pitch Side Entry	
Drawing Date		Bottom Contact, SMT, Height=2.5mm, ZIF, Slide Type	
24th May 2010			
By	CC	Tolerances (Except as Noted)	
Detail	FFC3B05	Length	Angle
	B PCN	X.X ± 0.30	X.X° ± 2°
Revision	B	X.XX ± 0.15	X.XX° ± 1°
Date	21/12/16	X.XXX ± 0.10	X.XXX° ± 0.5°
		Units:	Metric (mm)
		3rd Angle Projection	
		RoHS COMPLIANT 2011/65/EU Deca-BDE	
This drawing is confidential and copyright of Global Connector Technology, Ltd (GCT). This drawing must not be copied or disclosed without written consent. E & OE			

GCT
 www.gct.co

Not to Scale	Drawn By PKN	Sheet No. 1/2
--------------	--------------	---------------



No. of Contacts	Dimensions			
	A	B	C	D
4 ~ 9	11.5±0.10	/	24.0±0.30	24.4±0.30
10 ~ 14	14.2±0.10	28.4±0.20	32.0±0.30	32.4±0.30
15 ~ 27	20.2±0.15	40.4±0.20	44.0±0.30	44.4±0.30
28 ~ 30	26.2±0.15	52.4±0.20	56.0±0.30	56.4±0.30

- NOTES:**
- Number of Connectors: 1500 Pcs/Reel
 - Material
Carrier Tape: PET, PE, PEF
Reel: PS
 - Peeling off force of top tape
10gf~100gf

Part Number		Product Description	
FFC3B05		FPC 1.0mm Pitch Side Entry	
Drawing Date		Bottom Contact, SMT, Height=2.5mm, ZIF, Slide Type	
24th May 2010			
By	CC	Tolerances (Except as Noted)	Units:
Detail	FFC3B05 B PCN	Length	Metric (mm)
Revision	B	Angle	
Date	21/12/16	X.X ± 0.30 X.XX ± 0.20 X.XXX ± 0.10	X.X° ± 5° X.XX° ± 3° X.XXX° ± 1°



This drawing is confidential and copyright of Global Connector Technology, Ltd (GCT). This drawing must not be copied or disclosed without written consent. E & OE



Not to Scale	Drawn By PKN	Sheet No. 2/2
--------------	-----------------	------------------