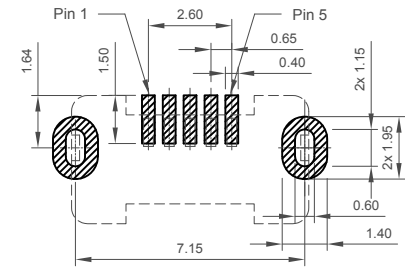
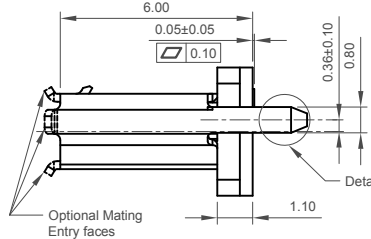
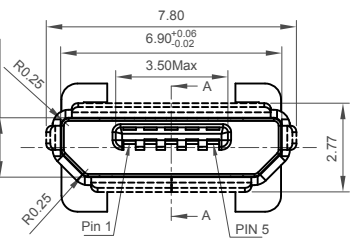
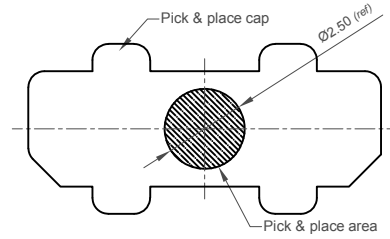
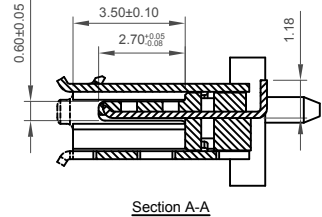
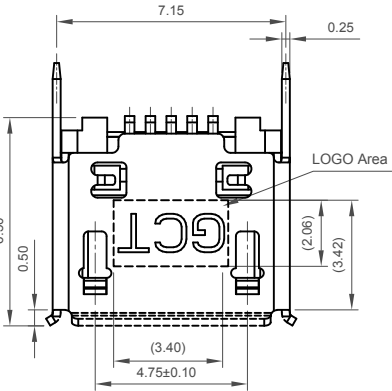
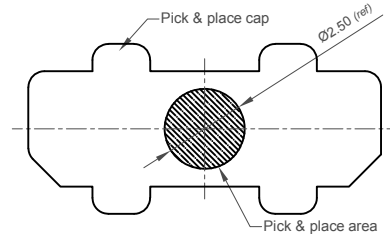
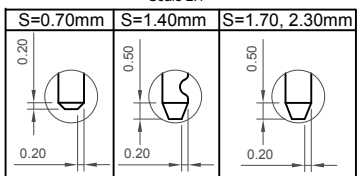
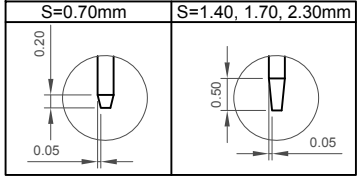
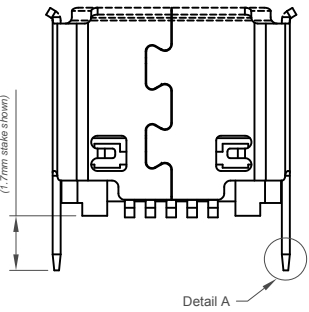


PCB Mount & Cap Information



Recommended PCB Layout
As viewed from component side General tolerance: ±0.05
☒ Solder Area ☐ Component Outline



Ordering Grid



Contact Plating
30 = 30µm Gold

Shell Stake Length "S"

- 0070 = 0.70mm
- 0140 = 1.40mm
- 0170 = 1.70mm
- 0230 = 2.30mm

Designed to comply with physical, electrical and environmental requirements of Micro USB Standard (USB2.0)

Mating Entry Face
1 = With Mating Entry Face (Standard)
0 = Without Mating Entry Face

Specifications

Material

- Plastic Housing: LCP, UL94V-0, Black
- Contact Terminal: Copper Alloy
- Metallic Shell: Stainless Steel T=0.25mm.

Plating

- Contact Terminal: Contact Area: 30µm Gold, Solder Tails: Gold Flash, Underplating: 50µm Nickel
- Metallic Shell: Matte Tin over 50µm Nickel

Electrical

- Voltage Rating: 30 V AC
- Current Rating: Signal (Pins 2,3,4): 1.0 A, Power (Pins 1,5): 1.8A.
- Operating Temperature: -25°C to +85°C.
- Contact Resistance: 30mΩ max.
- Insulating Resistance: 1000MΩ min.
- Dielectric Withstand Voltage: 500V AC/minute

Mechanical & Environmental

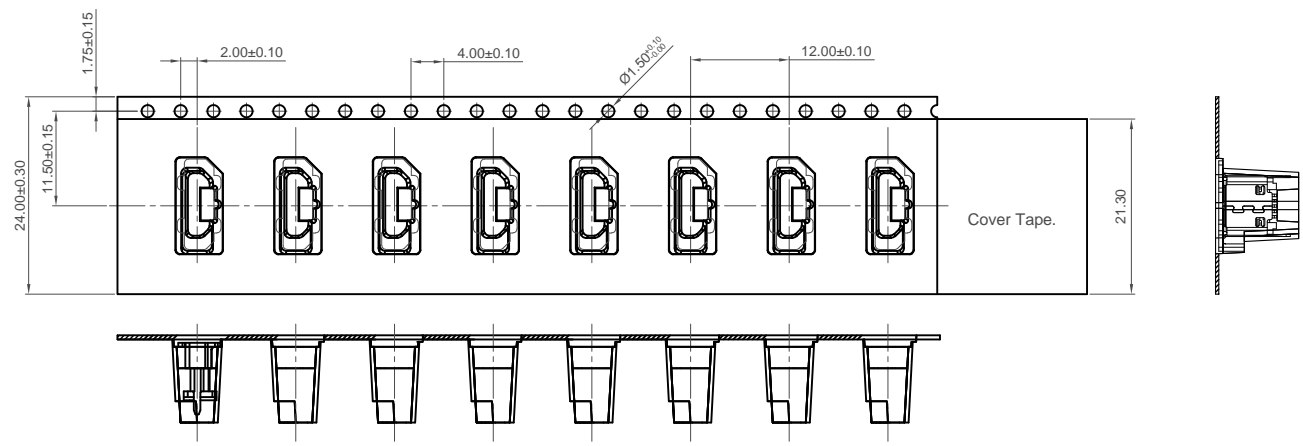
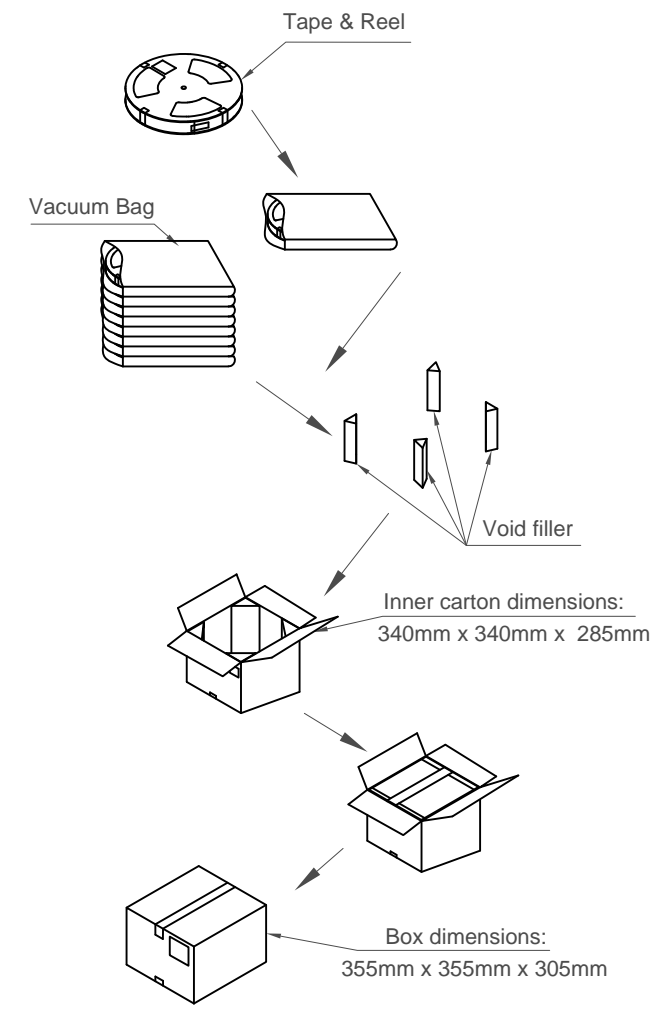
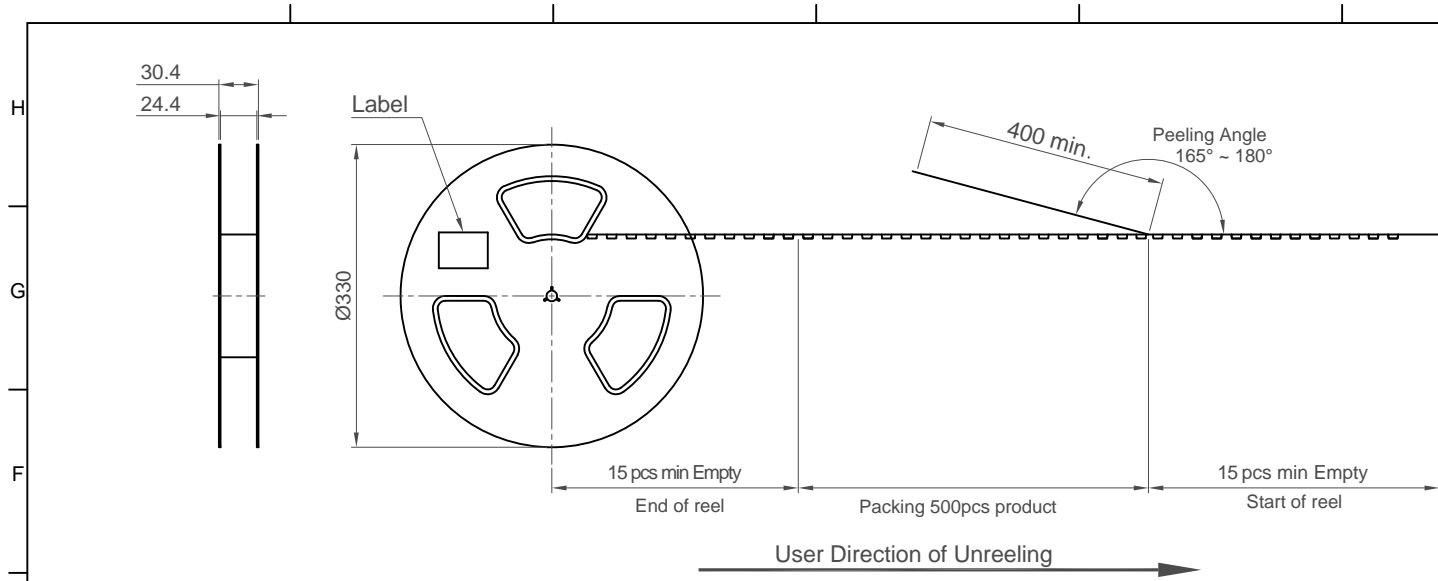
- Mating Force: 35N max.
- Unmating Force: Initial 10N min, Final 8N min after durability test
- Durability: 10,000 Cycles

Part Number		Product Description	
USB3140		Micro USB Receptacle, Type B, Surface Mount, Vertical, with Through-Hole Shell Stakes	
Drawing Date		2nd April 2013	
By	CC	Tolerances (Except as Noted)	Units:
Detail	USB3140 E PCN	Length: X ±0.50	Metric (mm)
Revision	E3	Angle: X.X ± 0.30	RoHS COMPLIANT 2011/65/EU
Date	04/05/21	X.XX ± 0.20	Deca-SIDE
		X.XXX ± 0.10	3rd Angle Projection



This drawing is confidential and copyright of Global Connector Technology, Ltd (GCT). This drawing must not be copied or disclosed without written consent. E & OE




Not to Scale	Drawn By AJO	Sheet No. 1/2
--------------	--------------	---------------



Notes:
 Peeling off force of top tape: 0.1-1.3N (Peeling direction as shown)

Materials:
 Carrier Tape: Polystyrene (PS)
 Top Tape: PE
 Reel Tape: Polystyrene (PS)

Pcs / Reel	Reels / Carton	Total Quantity
500	9	4500 pcs

Part Number USB3140		Product Description Micro USB Receptacle, Type B, Surface Mount, Vertical, with Through-Hole Shell Stakes		 www.gct.co
Drawing Date 2nd April 2013				
By CC	Tolerances (Except as Noted) Length Angle	Units: Metric (mm)	 	This drawing is confidential and copyright of Global Connector Technology, Ltd (GCT). This drawing must not be copied or disclosed without written consent. E & OE
Detail USB3140 E PCN	X.0.20 X.X ± 0.15	X.X° ± 2°		
Revision E3	X.XX ± 0.10			
Date 04/05/21	X.XXX ± 0.05			
Not to Scale		Drawn By AJO	Sheet No. 2/2	