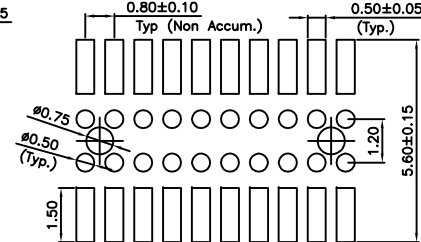
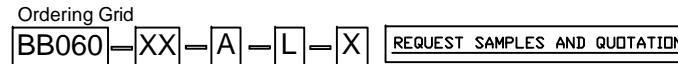
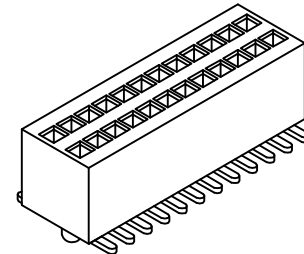
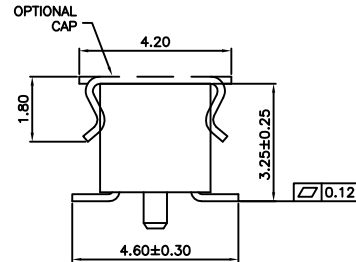
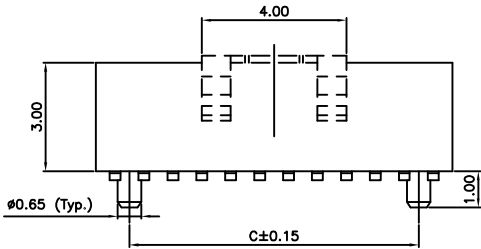


RECOMMENDED PCB LAYOUT FOR TOP ENTRY



RECOMMENDED PCB LAYOUT FOR BOTTOM ENTRY



B No. of Contacts
06 to 100
(00 = 100)

C Contact Plating
A = Gold Flash (Standard)

Packing Options B
C = Tape and Reel with Film (Standard)
B = Tape and Reel with Cap
D = Tube
E = Tube with Cap
F = Tube with Film

Insulator Material L = LCP (Standard)

SPECIFICATIONS 规格:

CURRENT RATING 电流额定值: 0.5 AMP
INSULATOR RESISTANCE 绝缘电阻值: 500 MEGOHMS MIN.
DIELECTRIC WITHSTANDING 耐电压: AC 200 V
CONTACT RESISTANCE 接触电阻值: 20mΩ Max.
OPERATING TEMPERATURE 工作温度: -40°C TO +105°C
CONTACT MATERIAL 端子物料: PHOSPHOR BRONZE
INSULATOR MATERIAL 绝缘体物料:
STANDARD 标准物料: POLYESTER 聚酯, LCP, UL 94-V0
SOLDERING PROCESS 可焊性:
LCP (STANDARD 标准物料) -

IR REFLOW 回流焊: 260°C for 10 sec.
WAVE 波峰焊: 250°C for 5-10 sec
MANUAL SOLDER 人工焊接: 350°C for 3-5 sec

MATES WITH 配套之母座 (SUBJECT TO PIN LENGTH 在端子长度适合的条件下):
BB080

By	AE	PN	SA	SA
DETAIL	DRAWING RELEASE	AMENDMENT TO PACKING OPTIONS, DIMENSION TABLE & NO. OF CONTACTS	AMENDMENT TO PLATING OPTIONS	CHANGES TO SPECIFICATION
REV DATE	A 18/09/09	B 28/09/09	C 22/12/09	D 30/12/09

CONTACTS	DIMENSIONS		
	A	B	C
6	1.60	2.66	0.80
8	2.40	3.46	1.60
10	3.20	4.26	2.40
12	4.00	5.06	3.20
14	4.80	5.86	4.00
16	5.60	6.66	4.80
18	6.40	7.46	5.60
20	7.20	8.26	6.40
22	8.00	9.06	7.20
24	8.80	9.86	8.00
26	9.60	10.66	8.80
28	10.40	11.46	9.60
30	11.20	12.26	10.40
32	12.00	13.06	11.20
34	12.80	13.86	12.00
36	13.60	14.66	12.80
38	14.40	15.46	13.60
40	15.20	16.26	14.40
42	16.00	17.06	15.20
44	16.80	17.86	16.00
46	17.60	18.66	16.80
48	18.40	19.46	17.60
50	19.20	20.26	18.40
52	20.00	21.06	19.20
54	20.80	21.86	20.00
56	21.60	22.66	20.80
58	22.40	23.46	21.60
60	23.20	24.26	22.40
62	24.00	25.06	23.20
64	24.80	25.86	24.00
66	25.60	26.66	24.80
68	26.40	27.46	25.60
70	27.20	28.26	26.40
72	28.00	29.06	27.20
74	28.80	29.86	28.00
76	29.60	30.66	28.80
78	30.40	31.46	29.60
80	31.20	32.26	30.40
82	32.00	33.06	31.20
84	32.80	33.86	32.00
86	33.60	34.66	32.80
88	34.40	35.46	33.60
90	35.20	36.26	34.40
92	36.00	37.06	35.20
94	36.80	37.86	36.00
96	37.60	38.66	36.80
98	38.40	39.46	37.60
100	39.20	40.26	38.40



Tolerances (Except as noted)		Part Number:-	Date:-
Dimensions in mm		BB060	18 SEP 09
X. ± 0.30	X.* ± 5.0°	Description:-	
X.X ± 0.25	X.X* ± 3.0°	0.8mm x 1.2mm PITCH SOCKET, DUAL ROW, SURFACE MOUNT, VERTICAL, DUAL ENTRY	
X.XX ± 0.15	X.XX* ± 2.0°	© THIS DRAWING IS CONFIDENTIAL AND MUST NOT BE COPIED OR DISCLOSED WITHOUT WRITTEN CONSENT	
X.XXX ± 0.10	X.XXX* ± 1.0°	Scale NTS	
Third Angle Projection		Revision D	

GCT

www.globalconnectortechology.com

Scale	Revision	Material	Drawn by	Sheet No.
NTS	D	See Note	ASE	E & OE 1/1