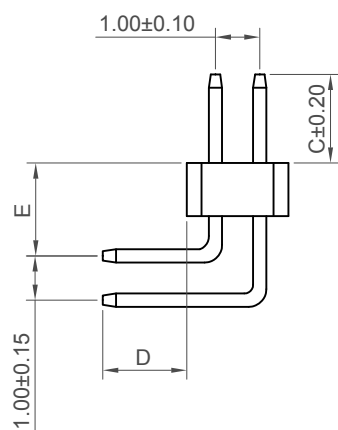
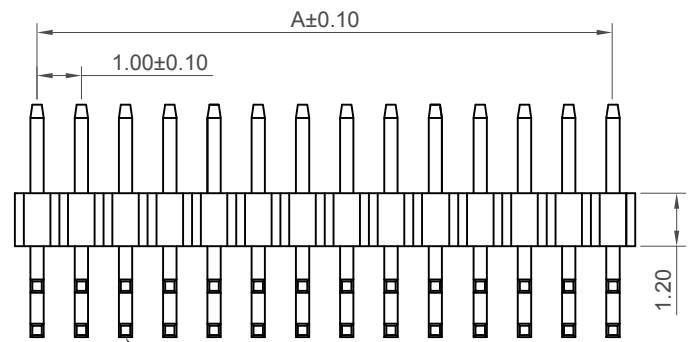
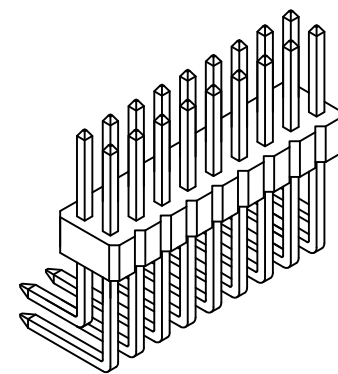


Recommended PCB Layout



Pin 0.30 sq.

Ordering Grid



No. of Contacts
04 to 80

Contact Plating
A = Gold Flash All Over (Standard)
C = Tin All Over

Dimension C (1/100mm) (Post Height)
0190 = 1.90mm (Standard)
or specify Dimension C
eg. 0250 = 2.50mm
Tol +/- 0.2mm
(Maximum 0600=6.00mm)
(Minimum 0100=1.00mm)

Dimension D (1/100mm) (Tail Length)
0190 = 1.90mm (Standard)
or specify Dimension D
eg. 0250 = 2.50mm
Tol +/- 0.2mm
(Maximum 0500=5.00mm)
(Minimum 0100=1.00mm)

Packing Options
G = Plastic Box (Standard)
D = Tube
E = Tube with Cap
(Only available in 10 contacts & above)

Insulator Material
L = LCP (Standard)

Dimension E (1/100mm) (Centre of Pin to Top of Insulator)
0210 = 2.10mm (Standard)
or specify Dimension E
eg. 0250 = 2.50mm
Tol +/- 0.2mm
(Maximum 0400=4.00mm)
(Minimum 0135=1.35mm)

Specifications

Material

Insulator: Polymer LCP, UL94V-0
Contact: Copper Alloy

Plating

See Ordering Grid

Electrical

Current Rating: 1 Amp per pin
Contact Resistance: 20 mΩ max.
Insulating Resistance: 1000 MΩ min.
Dielectric Withstand Voltage: 300V AC

Mechanical & Environmental

Operating Temperature: -40°C to +105°C
Soldering Process:
IR Reflow: 260°C for 10 sec.
Wave: 250°C for 5-10 sec
Manual Solder: 350°C for 3-5 sec

Mates with (Subject to pin length)

BC084 BC085

No. of Contacts	Dimensions	
	A	B
4	1.00	2.00
6	2.00	3.00
8	3.00	4.00
10	4.00	5.00
12	5.00	6.00
14	6.00	7.00
16	7.00	8.00
18	8.00	9.00
20	9.00	10.00
22	10.00	11.00
24	11.00	12.00
26	12.00	13.00
28	13.00	14.00
30	14.00	15.00
32	15.00	16.00
34	16.00	17.00
36	17.00	18.00
38	18.00	19.00
40	19.00	20.00
42	20.00	21.00
44	21.00	22.00
46	22.00	23.00
48	23.00	24.00
50	24.00	25.00
52	25.00	26.00
54	26.00	27.00
56	27.00	28.00
58	28.00	29.00
60	29.00	30.00
62	30.00	31.00
64	31.00	32.00
66	32.00	33.00
68	33.00	34.00
70	34.00	35.00
72	35.00	36.00
74	36.00	37.00
76	37.00	38.00
78	38.00	39.00
80	39.00	40.00

Part Number		Product Description	
BC045		1.0mm Pitch Pin Header, Dual Row, Through-Hole, Horizontal	
Drawing Date		20th May 2008	
By	CC	Tolerances (Except as Noted)	Units:
Detail	BC045 E PCN	Length X. ± 0.30 X.X ± 0.25 X.XX ± 0.15 X.XXX ± 0.10	Metric (mm)
Revision	E1	Angle X.° ± 5° X.X° ± 3° X.XX° ± 2° X.XXX° ± 1°	RoHS COMPLIANT 2011/65/EU Deca-BIDE
Date	26/09/17	3rd Angle Projection	This drawing is confidential and copyright of Global Connector Technology, Ltd (GCT). This drawing must not be copied or disclosed without written consent. E & OE

GCT
www.gct.co

Not to Scale Drawn By ASE Sheet No. 1/1