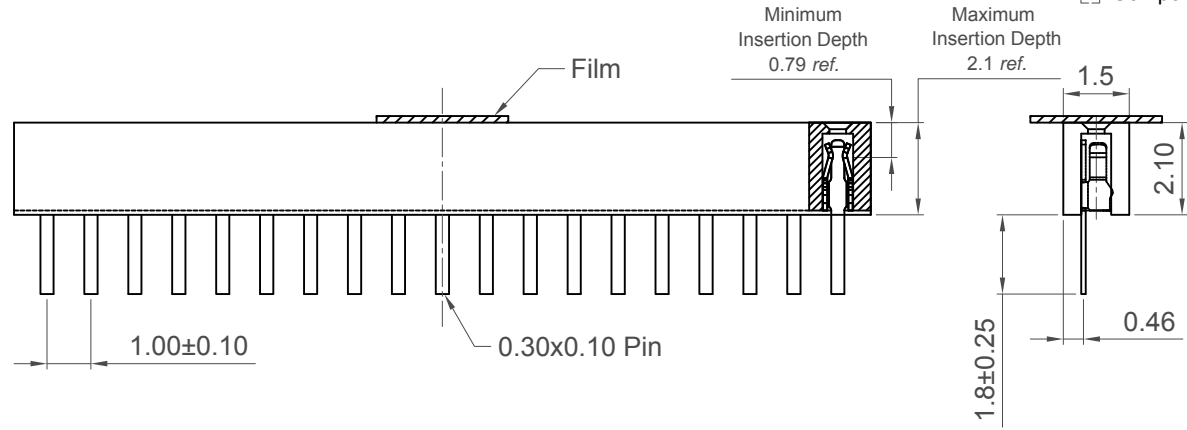
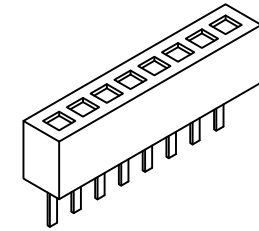


Recommended PCB Layout  
Tolerance: ±0.05  
□ Component Outline



**Specifications**

**Material**  
Contact : Phosphor Bronze  
Insulator :  
Standard: Polymer, LCP, UL 94-V0

**Plating**  
See Ordering Grid

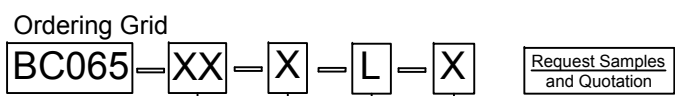
**Electrical**  
Current Rating : 1 Amp Per Pin  
Insulation Resistance: 1000 MΩ min  
Contact Resistance: 40 mΩ max.  
Dielectric Withstand Voltage: AC 300 V

**Mechanical & Environmental**  
Operating Temperature: -40°C to +105°C

**Soldering Process:**  
LCP (Standard) -  
IR Reflow : 260°C for 10 sec.  
Wave :250°C for 5-10 sec  
Manual Solder: 350°C for 3-5 sec

**Mates with (Subject to pin length)**  
BC020 BC025 BC030 BC032  
BC034 BC090

No. of Contacts	Dimensions	
	A	B
2	1.00	2.50
3	2.00	3.50
4	3.00	4.50
5	4.00	5.50
6	5.00	6.50
7	6.00	7.50
8	7.00	8.50
9	8.00	9.50
10	9.00	10.50
11	10.00	11.50
12	11.00	12.50
13	12.00	13.50
14	13.00	14.50
15	14.00	15.50
16	15.00	16.50
17	16.00	17.50
18	17.00	18.50
19	18.00	19.50
20	19.00	20.50
21	20.00	21.50
22	21.00	22.50
23	22.00	23.50
24	23.00	24.50
25	24.00	25.50
26	25.00	26.50
27	26.00	27.50
28	27.00	28.50
29	28.00	29.50
30	29.00	30.50
31	30.00	31.50
32	31.00	32.50
33	32.00	33.50
34	33.00	34.50
35	34.00	35.50
36	35.00	36.50
37	36.00	37.50
38	37.00	38.50
39	38.00	39.50
40	39.00	40.50



No. of Contacts  
02 to 40

Contact Plating  
**A = Gold Flash All Over (Standard)**  
C = Tin All Over

**Packing Options**  
D = Tube (Standard) (04 to 40 Contacts)  
A = Tape and Reel (02 to 40 Contacts)  
C = Tape and Reel with Film (02 to 40 Contacts)  
F = Tube with Film (04 to 40 Contacts)  
G = Plastic Box (02,03&04 Contacts only)

**Insulator Material**  
L = LCP (Standard)

Part Number BC065		Product Description 1.00mm Pitch Socket, Single Row, Through Hole, Vertical	
Drawing Date 20th May 2008			
By CC	BC065 D PCN	Tolerances (Except as Noted)	Units: Metric (mm)
Detail		Length X. ± 0.30 X.X ± 0.25 X.XX ± 0.15 X.XXX ± 0.10	Angle X.° ± 5° X.X° ± 3° X.XX° ± 2° X.XXX° ± 1°
Revision Date	D6 19/12/17		3rd Angle Projection



This drawing is confidential and copyright of Global Connector Technology, Ltd (GCT). This drawing must not be copied or disclosed without written consent. E & OE



Not to Scale	Drawn By ASE	Sheet No. 1/1
--------------	--------------	---------------