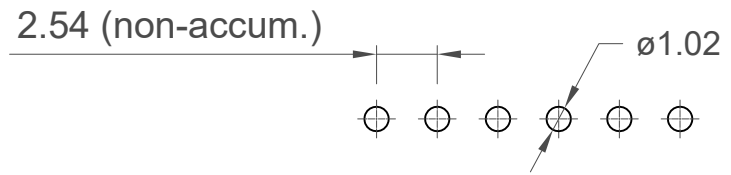
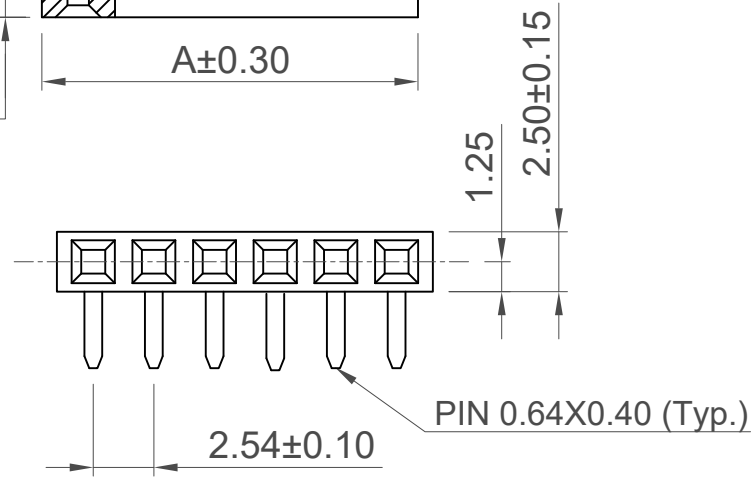
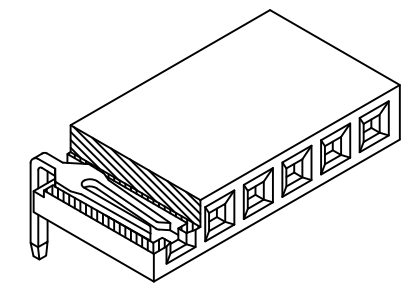
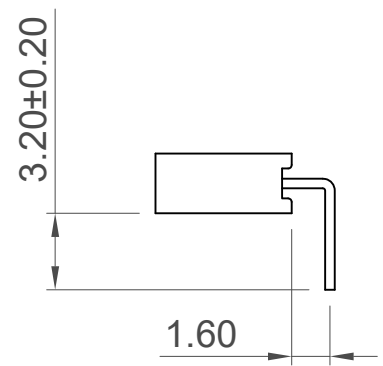


1.60 REF.
Minimum
Insertion
Depth



RECOMMENDED PCB LAYOUT
General Tolerance: ±0.05



Specifications 规格

Material 物料
Insulator 绝缘体: Polymer 聚合物, LCP, Natural, UL94V-0
Contact 接触: Copper Alloy

Plating 电镀
Underplating 底层电镀: 50µ"-100µ" Nickel all over
Contact Area 接触部分: See ordering grid

Electrical 电气
Current Rating 电流额定值: 3A per pin
Contact Resistance 接触电阻值: 20 mΩ max.
Insulating Resistance 绝缘电阻值: 1000 MΩ min.
Dielectric Withstand Voltage 耐电压: 1000V AC

Mechanical & Environmental 机械 & 环境
Operating Temperature 工作温度: -40°C to +105°C

Soldering Process 可焊性:
Wave 波峰焊: 250°C for 5-10 secs
Manual Solder 人工焊接: 350°C for 3-5 secs

Mates with 配套之公头:
Use BG303 for perfect horizontal mating.
(Standard mating pin length 3.00mm)
配套卧式公头为BG303 (标准插入针长3.00mm)

NOTES 备注:
Maximum mating pin length 4.25mm 最大容许插入针长4.25mm
Standard black version of BG302 is BG145
BG302的标准黑色塑胶版本为料号为BG145

CONTACTS	DIMENSIONS	
	A	B
2	5.58	2.54
3	8.12	5.08
4	10.66	7.62
5	13.20	10.16
6	15.74	12.70

Ordering Grid

BG302 - XX - X - L - X Request Samples and Quotation

No. of Contacts: 02 to 06
Contact Plating: A = Gold Flash All Over
(Other plating options available on request)

Packing Options: G = Plastic Box (Standard) MOQ 1000pcs
D = Tube
Insulator Material: L = LCP (Natural)

Part Number BG302		Product Description 2.54mm Pitch Socket, Single Row, Through-hole, Horizontal, Natural LCP		GCT www.gct.co
Drawing Date 7th December 2011				
By CC	Detail Drawing Release	Tolerances (Except as Noted) Length X.X ± 0.30 X.XX ± 0.20	Angle Units: Metric (mm)	 This drawing is confidential and copyright of Global Connector Technology, Ltd (GCT). This drawing must not be copied or disclosed without written consent. E & OE
Revision Date	A1 30/11/16			
				Not to Scale
				Drawn By CM
				Sheet No. 1/1