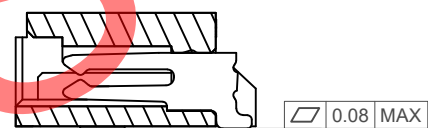
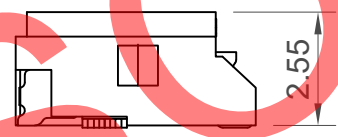
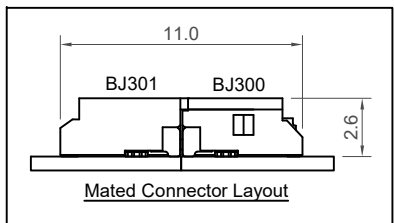


Recommended PCB Layout
(Tolerance:±0.05mm)

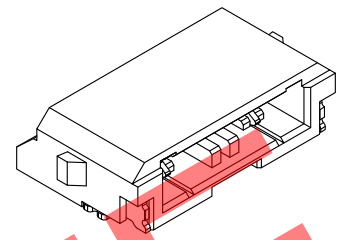
▨ Solder Area ▤ Component Outline



Section A-A



Mated Connector Layout



Specifications 规格

Electrical

- Current Rating 电流额定值: 3 Amp
- Voltage Rating 电压额定值: 300 V
- Insulation Resistance 绝缘电阻值: 1000 MΩ min.
- Dielectric Withstanding 耐电压: 1700 V AC
- Contact Resistance 接触电阻值: 20 mΩ max.

Material

- Insulator Material 绝缘体物料: LCP, UL 94V-0, Natural
- Contact Material 端子物料: Phosphor Bronze
- Solder Tab Material 物料: Brass
- Contact Plating 端子电镀: 70μ" min. Tin over 30μ" min. Nickel
- Solder Tab Plating 焊片电镀: 70μ" min. Tin over 30μ" min. Nickel

Soldering Process 可焊性:

- IR Reflow 回流焊: 260°C +0°C/-5°C for 5-10 sec.
- Manual Solder 人工焊接: 350°C for 3 sec.

Environmental

- Operating Temperature 工作温度: -55°C to +105°C

Mates with 配套之公头

BJ301

Ordering Grid



No. of Contacts

02

Packing

A = Tape & Reel
(2800 per reel)

Contact Plating

Y = 70μ" Tin

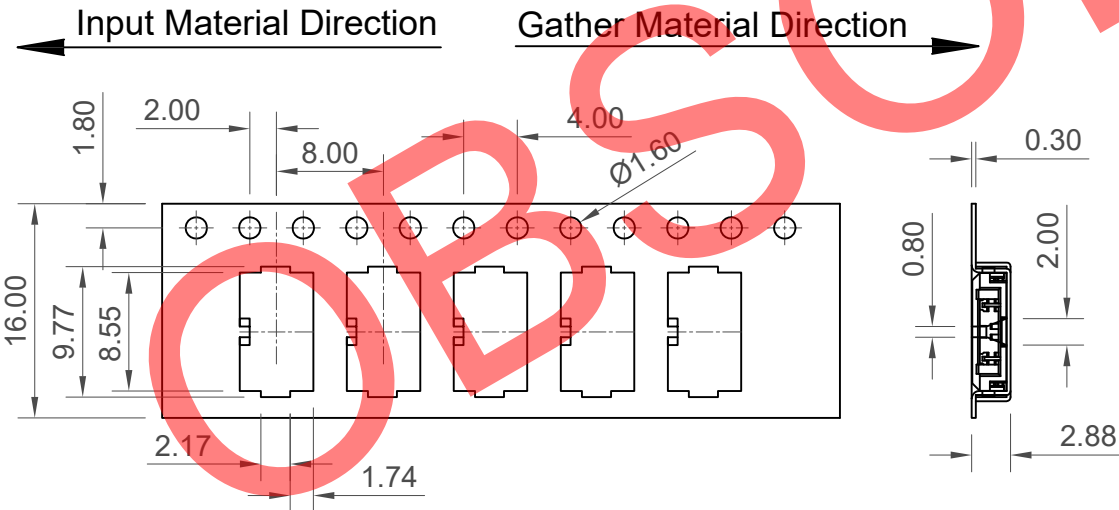
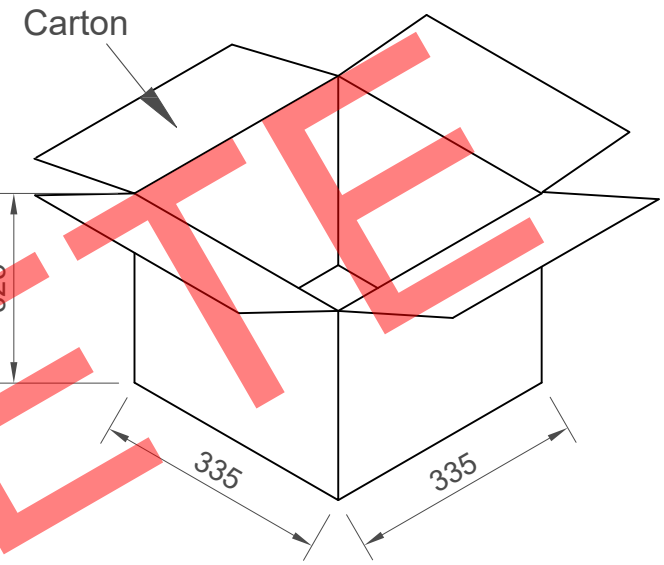
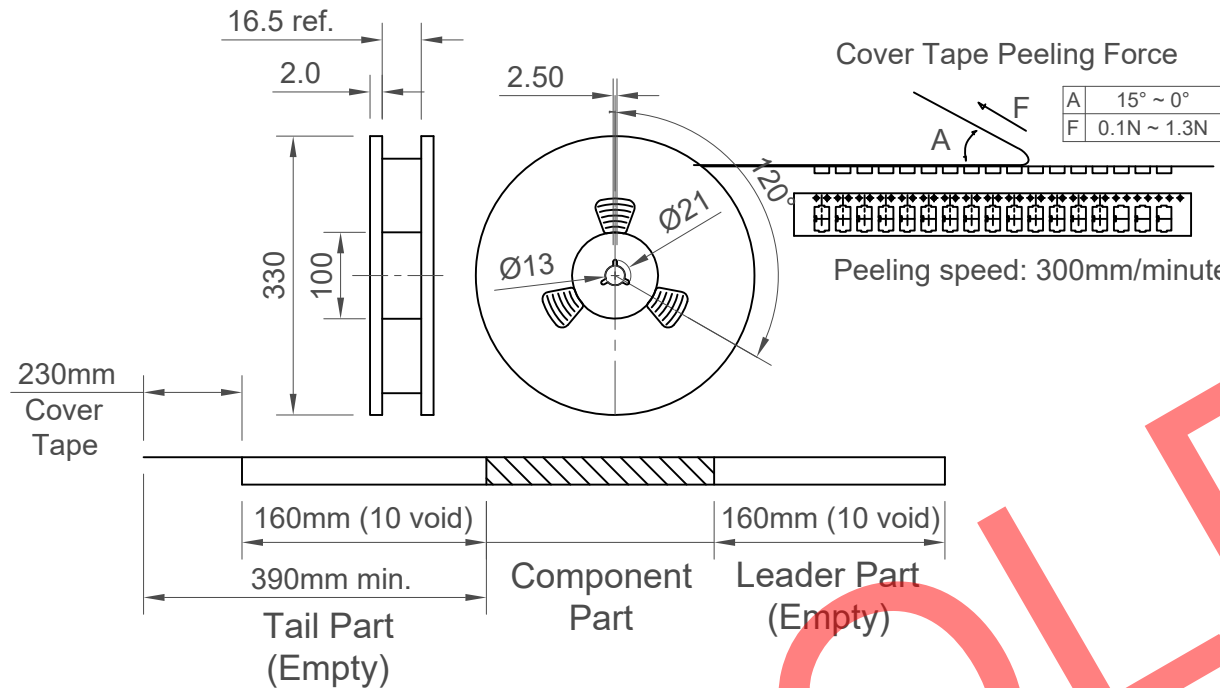
Part Number		Product Description	
BJ300		4.0mm Pitch Socket - Single Row, Surface Mount, Horizontal	
Drawing Date		12th September 2014	
By	CC	Tolerances (Except as Noted)	Units:
Detail	BJ300 X PCN	Length X.X ± 0.30 X.XX ± 0.20 X.XXX ± 0.10	Metric (mm)
Revision	X		3rd Angle Projection
Date	08/12/21		



This drawing is confidential and copyright of Global Connector Technology, Ltd (GCT). This drawing must not be copied or disclosed without written consent. E & OE



Not to Scale	Drawn By AJO	Sheet No. 1/2
--------------	--------------	---------------



Part Number	Specification	Q'ty
Cover Tape	0.05 x 21.3mm	25m/Reel
Reel	330 x 100 x 20.5mm, Blue	15/box
Bag	900 x 700 x 0.10mm, PE	1/box
Carton	335 x 335 x 325mm	1/box
Label on T&R	90 x 70mm	15/box
Label on Carton	125 x 75mm	1/box
Desiccant	10g	1/Reel

Part Number	Pcs./Reel	Reels/Carton	Pcs./Carton
BJ300	2800	10	28000

Part Number BJ300		Product Description 4.0mm Pitch Socket - Single Row, Surface Mount, Horizontal	
Drawing Date 12th September 2014			
By CC	Tolerances (Except as Noted)	Units: Metric (mm)	 <small>This drawing is confidential and copyright of Global Connector Technology, Ltd (GCT). This drawing must not be copied or disclosed without written consent. E & OE</small>
Detail BJ300 X PCN	Length X.X ± 0.30	Angle	
Revision X	X.XX ± 0.20		
Date 08/12/21	X.XXX ± 0.10		



Not to Scale	Drawn By AJO	Sheet No. 2/2
--------------	-----------------	------------------