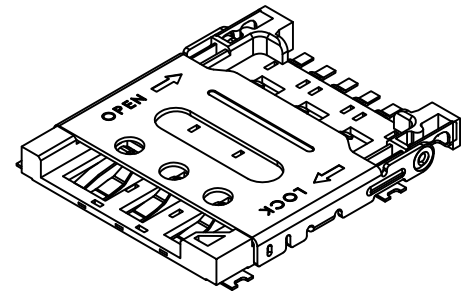


Recommended PCB Layout

(Viewed from Component Side - Tolerance:±0.05mm)

Solder Area
 Keep Out Area
 Component Outline



Specifications

Material

Plastic Housing: High Temperature Thermoplastic
 UL94V-0, Black
 Contact Terminal: Copper Alloy
 Metallic Shell: SUS

Plating

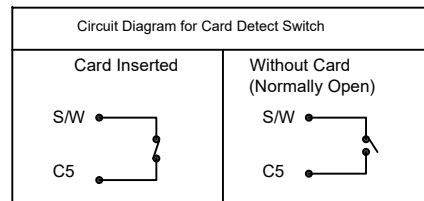
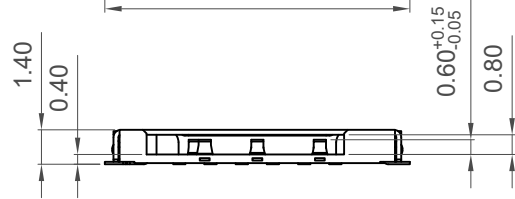
Contact :1μ" Gold over 50μ" Nickel
 Shell: 30μ" Nickel over all

Electrical

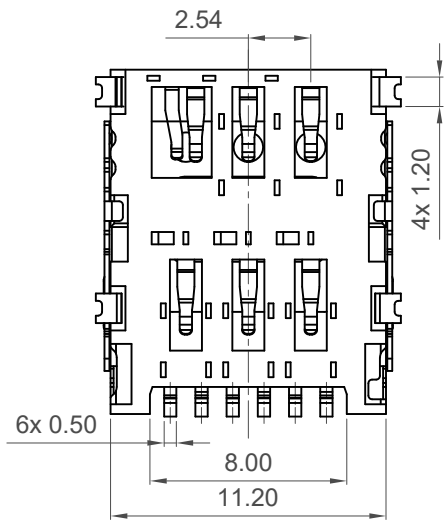
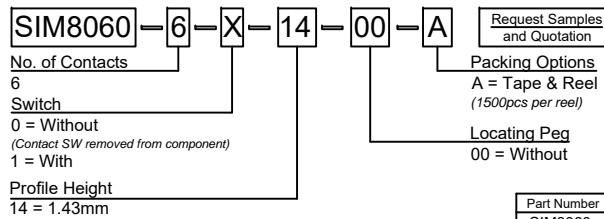
Voltage rating: 125V AC/DC
 Current Rating: 0.5 Amp AC/DC Max.
 Contact Resistance: 80 mΩ Max.
 Dielectric Withstanding Voltage:500V AC (60 Sec Min.)
 Insulation Resistance: 100 MΩ Min.@100V DC

Mechanical & Environmental

Operating Temperature: -40°C to +85°C
 Durability : 5,000 cycles



Ordering Grid



Part Number		Product Description	
SIM8060		Nano SIM Card Connector	
Drawing Date		Hinged Type,SMT,6Pin, 1.43mm Profile	
6th September 2018			
By	CC	Tolerances (Except as Noted)	Units:
Detail	Drawing Release	Length	Metric (mm)
Revision	A4	X.X ± 0.15	
Date	12/07/23	X.XX ± 0.10	
		X.XXX ± 0.05	± 1°



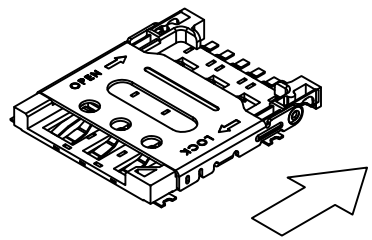
This drawing is confidential and copyright of Global Connector Technology, Ltd (GCT). This drawing must not be copied or disclosed without written consent. E & OE



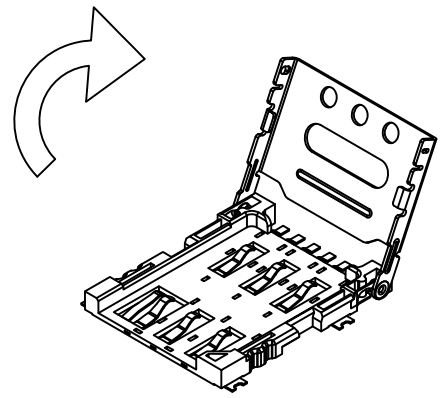
www.gct.co

Not to Scale	Drawn By CC	Sheet No. 1/4
--------------	-------------	---------------

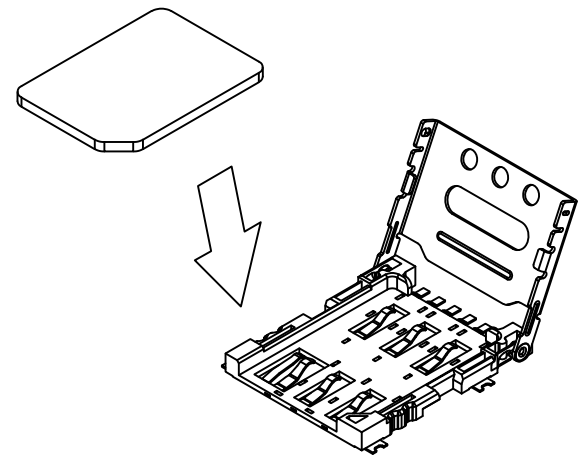
1 Slide metal lid from 'LOCK' position to 'OPEN' position



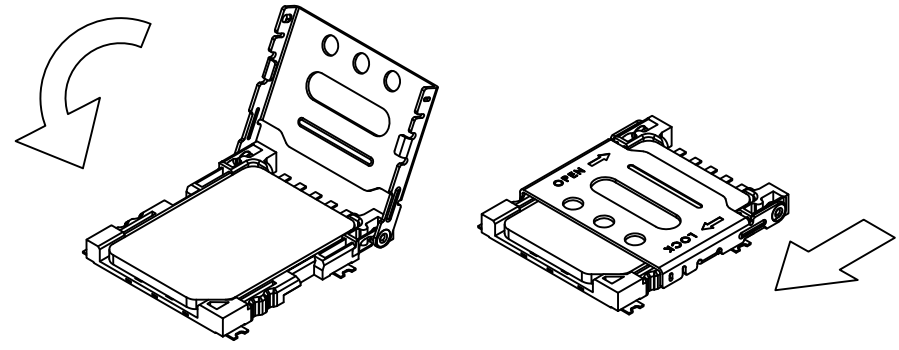
2 Open metal lid to allow Nano SIM card to be inserted







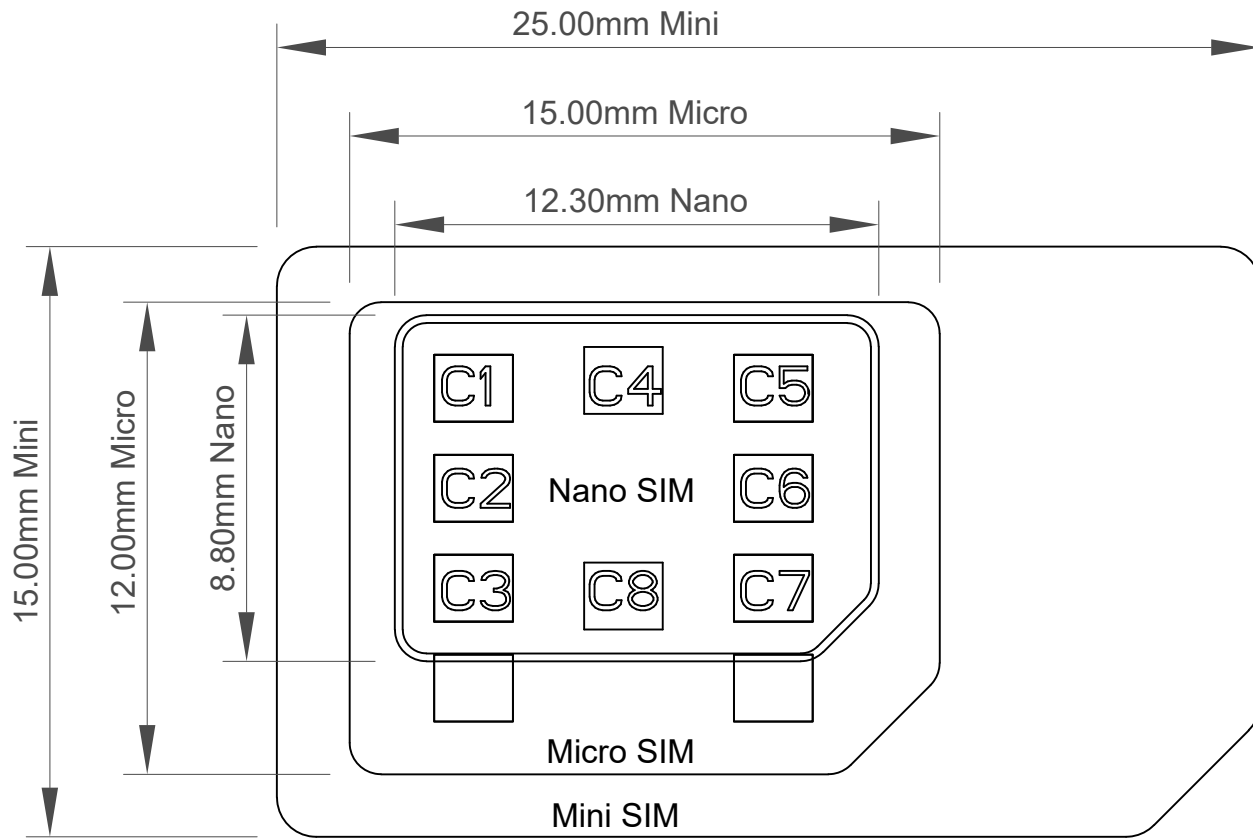
3 Place Nano SIM card against contacts, chip face down



4 Close metal lid and slide back to 'LOCK' position



Part Number		Product Description		 www.gct.co
SIM8060		Nano SIM Card Connector		
Drawing Date		Hinged Type, SMT, 6Pin, 1.43mm Profile		
6th September 2018				
By	CC	Tolerances (Except as Noted)		Units:
Detail	Drawing Release	Length	Angle	Metric (mm)
Revision	A4	X.X ± 0.15		 
Date	12/07/23	X.XX ± 0.10	± 1°	
		X.XXX ± 0.05		 This drawing is confidential and copyright of Global Connector Technology, Ltd (GCT). This drawing must not be copied or disclosed without written consent. E & OE
Not to Scale		Drawn By	CC	Sheet No.
				2/4



- C1----->VCC
- C2----->RST
- C3----->CLK
- C5----->GND
- C6----->Vpp
- C7----->I/O

Reference

Part Number		Product Description	
SIM8060		Nano SIM Card Connector	
Drawing Date		Hinged Type,SMT,6Pin, 1.43mm Profile	
6th September 2018			
By	CC	Tolerances (Except as Noted)	Units:
Detail	Drawing Release	Length	Metric (mm)
Revision	A4	X.X ± 0.15	 3rd Angle Projection
Date	12/07/23	X.XX ± 0.10	
		X.XXX ± 0.05	± 1°

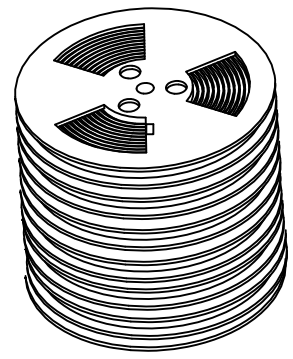
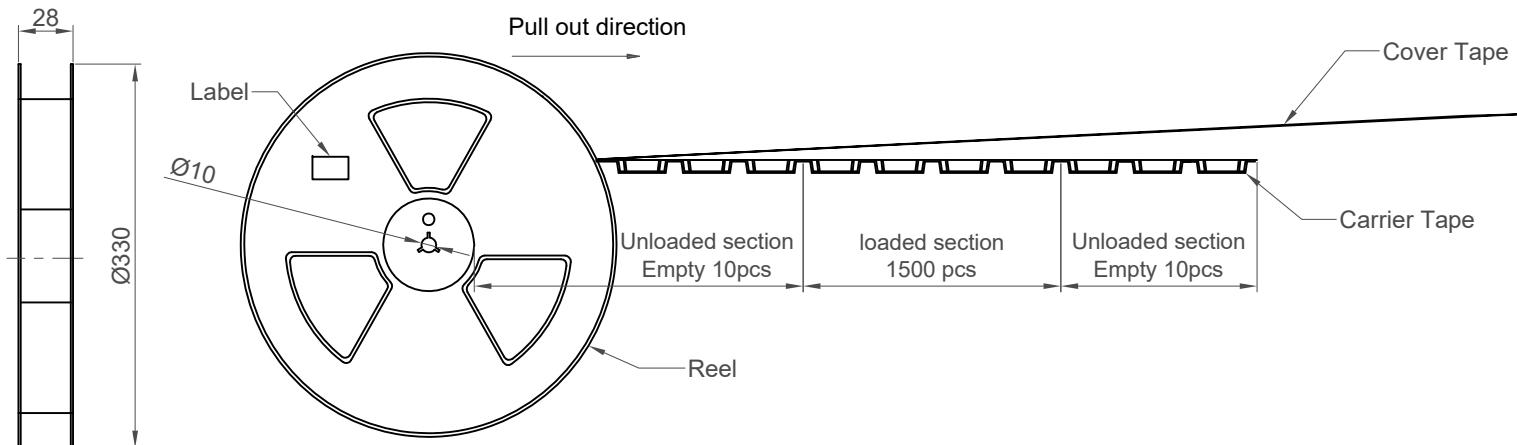


© This drawing is confidential and copyright of Global Connector Technology, Ltd (GCT). This drawing must not be copied or disclosed without written consent. E & OE



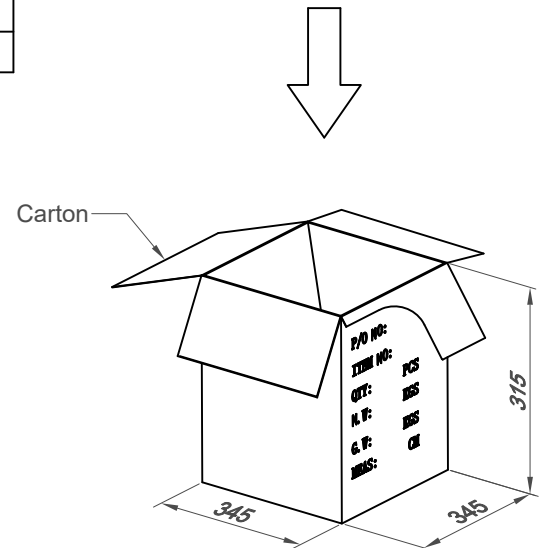
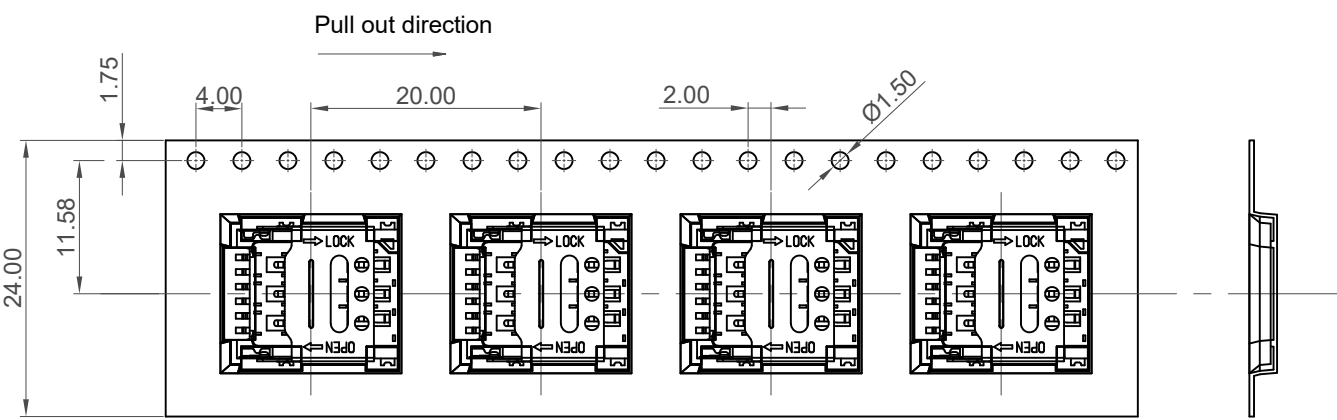
Not to Scale	Drawn By CC	Sheet No. 3/4
--------------	----------------	------------------

H
G
F
E
D
C
B
A



1500pcsX10=15000pcs

Pcs/Reel	Reels/Carton	Pcs/Carton	Carton Dimensions
1500	10	15000	345 x 345 x 315mm



Part Number SIM8060		Product Description Nano SIM Card Connector Hinged Type,SMT,6Pin, 1.43mm Profile	
Drawing Date 6th September 2018			
By CC	Detail Drawing Release	Tolerances (Except as Noted) Length X.X ± 0.15 X.XX ± 0.10 X.XXX ± 0.05	Units: Metric (mm) ± 1° 3rd Angle Projection
Revision A4	Date 12/07/23		



This drawing is confidential and copyright of Global Connector Technology, Ltd (GCT). This drawing must not be copied or disclosed without written consent. E & OE

GCT
www.gct.co

Not to Scale	Drawn By CC	Sheet No. 4/4
--------------	----------------	------------------

1 2 3 4 5 6 7 8