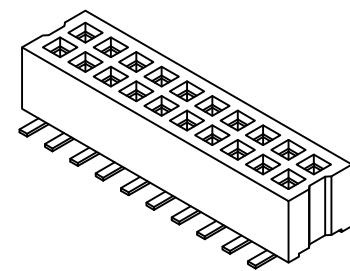
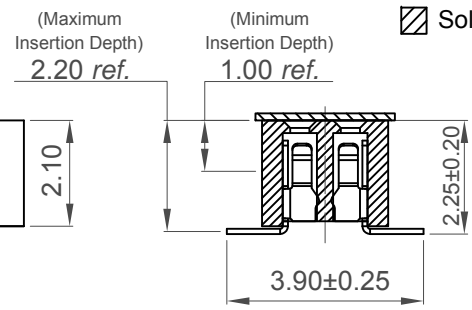
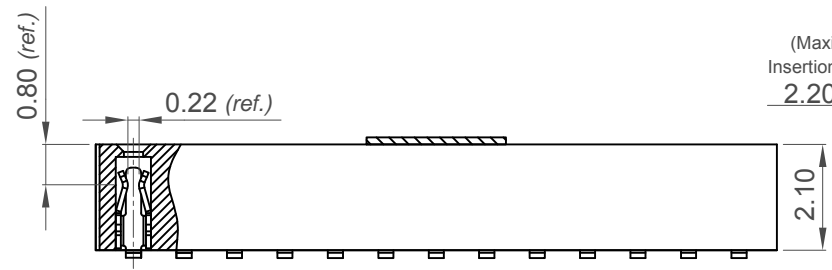


Recommended PCB Layout

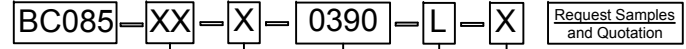
General Tolerance: ±0.05

▨ Solder Area



No. of Contacts	Dimensions	
	A	B
4	1.00	2.50
6	2.00	3.50
8	3.00	4.50
10	4.00	5.50
12	5.00	6.50
14	6.00	7.50
16	7.00	8.50
18	8.00	9.50
20	9.00	10.50
22	10.00	11.50
24	11.00	12.50
26	12.00	13.50
28	13.00	14.50
30	14.00	15.50
32	15.00	16.50
34	16.00	17.50
36	17.00	18.50
38	18.00	19.50
40	19.00	20.50
42	20.00	21.50
44	21.00	22.50
46	22.00	23.50
48	23.00	24.50
50	24.00	25.50
52	25.00	26.50
54	26.00	27.50
56	27.00	28.50
58	28.00	29.50
60	29.00	30.50
62	30.00	31.50
64	31.00	32.50
66	32.00	33.50
68	33.00	34.50
70	34.00	35.50
72	35.00	36.50
74	36.00	37.50
76	37.00	38.50
78	38.00	39.50
80	39.00	40.50

Ordering Grid



No. of Contacts
04 to 80

Contact Plating
A = Gold Flash All Over (Standard)
C = Tin All Over

Footprint Width (1/100mm)
0390 = 3.90mm

Request Samples and Quotation

Packing Options
C = Tape and Reel with Film (Standard)
B = Tape and Reel with Cap
D = Tube
E = Tube with Cap
F = Tube with Film
Insulator Material
L = LCP (Standard)

Specifications

Material
Insulator: LCP, UL94V-0, Black
Contact: Phosphor Bronze
Acetate: PCI

Plating
See ordering grid

Electrical
Current Rating: 1A per contact
Contact Resistance: 40 mΩ max.
Insulating Resistance: 500 MΩ min.
Dielectric Withstand Voltage: 200V AC

Mechanical & Environmental
Operating Temperature: -40°C to +105°C
Soldering Process:
IR Reflow: 260°C for 10 sec.
Manual Solder: 350°C for 3-5 sec

Mates with (subject to pin length):
BC035 BC036 BC040 BC045
BC050 BC055 BC057

Part Number BC085		Product Description 1.00mm Pitch Socket Dual Row, Surface Mount, Vertical	
Drawing Date 20th May 2008			
By	CC	Tolerances (Except as Noted)	Units: Metric (mm)
Detail	BC085 F PCN	Length X. ± 0.30 XX ± 0.25 X.XX ± 0.15 X.XXX ± 0.10	Angle X.° ± 5° X.X° ± 2° X.XX° ± 1° X.XXX° ± 0.5°
Revision	F3	3rd Angle Projection	
Date	19/10/18	RoHS COMPLIANT 2011/65/EU Deca-BDE	

This drawing is confidential and copyright of Global Connector Technology, Ltd (GCT). This drawing must not be copied or disclosed without written consent. E & OE



www.gct.co

Not to Scale	Drawn By AJO	Sheet No. 1/1
--------------	-----------------	------------------

H
G
F
E
D
C
B
A

1 2 3 4 5 6 7 8