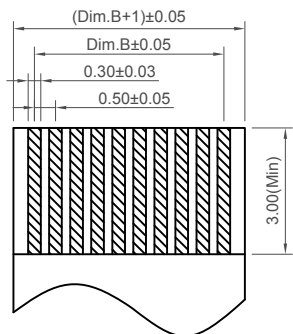
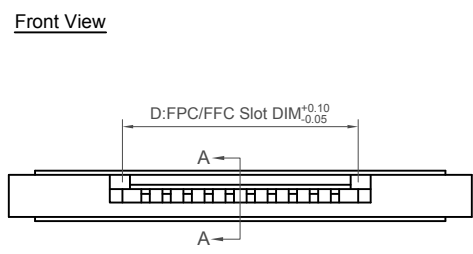
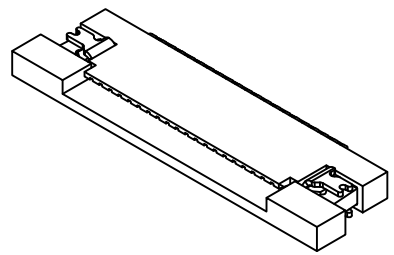


Recommended PCB Layout
as viewed from component side

▨ Solder Area □ Component Outline

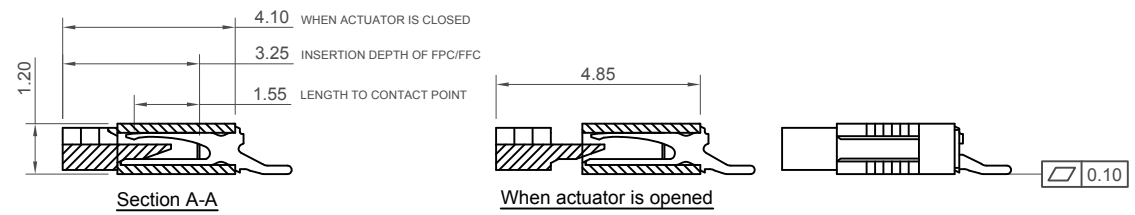


Recommended FFC/FPC
Dimensions
Thickness: 0.30±0.03



Front View

Side Views



Section A-A

When actuator is opened

Specification:

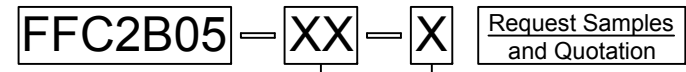
Material:
Housing Material: High-Temp Plastic LCP (UL 94V-0), White
Actuator: LCP (UL 94V-0), Black
Contact: Phosphor Bronze

Finish (a) Contact Plating: see ordering grid
(b) Underplating: Nickel-plated all over
Fitting Nail: Brass, tin plated

Electrical:
Voltage Rating (Max.): 50V AC/DC
Current Rating (Max.): 0.4A AC/DC
Dielectric Strength: 250V AC for 1 minute
between adjacent terminal, no breakdown
Insulation Resistance: 50 MΩ Min. 250V DC
for 1 minute between adjacent terminal
Contact Resistance: 40 mΩ Max.

Mechanical & Environmental
Durability: 20 Cycles
Operating Temperature: -20°C to +80°C
Solder Profile: Peak Temp 260°C (+0/-5°C) Maximum (5 seconds)

Ordering Grid



No. of Contacts
06 - 30
(see dimension table)

Contact Plating
T= Tin Plating over all
(Standard) - reel qty=2000pcs
G= Gold Flash over all
reel qty=2000pcs, MOQ 3 reels

No. of Contacts	Dimension			
	A	B	C	D
* 6	7.75	2.50	9.00	3.60
* 7	8.25	3.00	9.50	4.10
* 8	8.75	3.50	10.00	4.60
9	9.25	4.00	10.50	5.10
* 10	9.75	4.50	11.00	5.60
11	10.25	5.00	11.50	6.10
* 12	10.75	5.50	12.00	6.60
13	11.25	6.00	12.50	7.10
* 14	11.75	6.50	13.00	7.60
15	12.25	7.00	13.50	8.10
* 16	12.75	7.50	14.00	8.60
17	13.25	8.00	14.50	9.10
* 18	13.75	8.50	15.00	9.60
19	14.25	9.00	15.50	10.10
* 20	14.75	9.50	16.00	10.60
21	15.25	10.00	16.50	11.10
* 22	15.75	10.50	17.00	11.60
23	16.25	11.00	17.50	12.10
* 24	16.75	11.50	18.00	12.60
25	17.25	12.00	18.50	13.10
* 26	17.75	12.50	19.00	13.60
27	18.25	13.00	19.50	14.10
* 28	18.75	13.50	20.00	14.60
29	19.25	14.00	20.50	15.10
* 30	19.75	14.50	21.00	15.60

* = Tooled Parts
Please contact GCT for non-tooled parts
Non-tooled MOQ 10k pcs

Part Number		Product Description	
FFC2B05		FPC 0.5mm Pitch Side Entry, Top Contact, SMT, Height=1.2mm, ZIF, Slide Type	
Drawing Date		19th May 2010	
By	CC	Tolerances (Except as Noted)	Units:
Detail	FFC2B05 C PCN	Length X.X ± 0.50 X.XX ± 0.30 X.XXX ± 0.20	Metric (mm)
Revision	C4	Angle X.X° ± 2° X.XX° ± 1° X.XXX° ± 0.5°	3rd Angle Projection
Date	08/08/17		

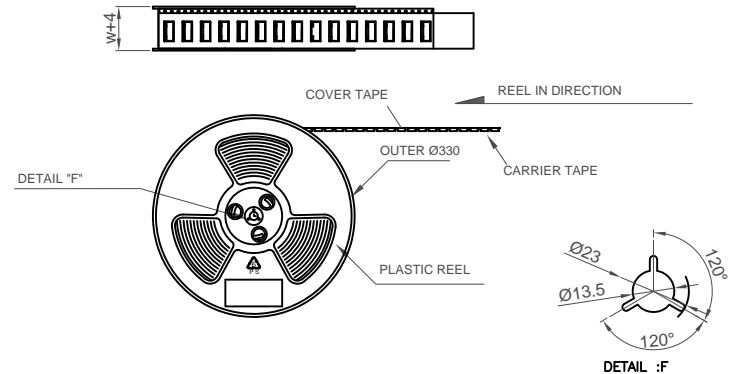
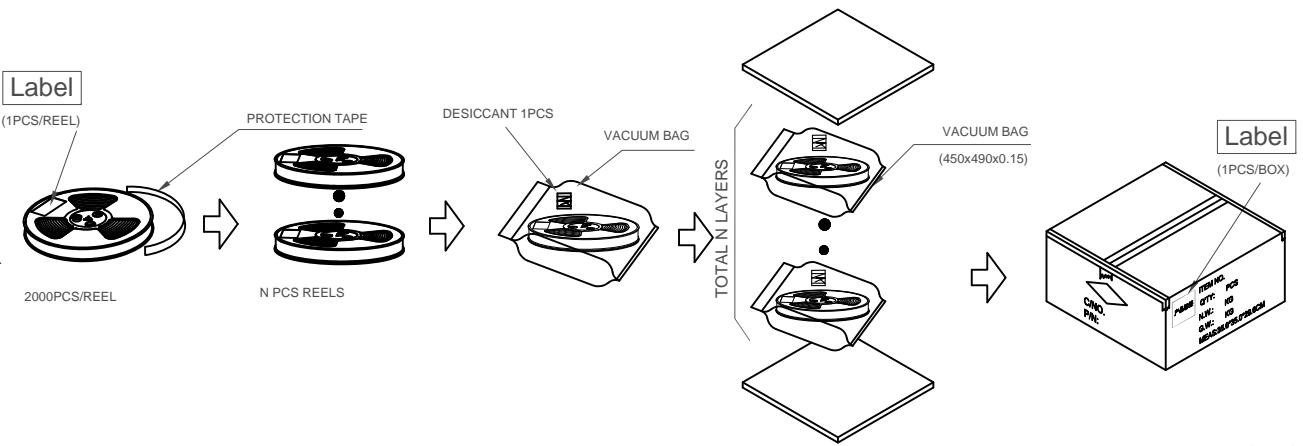
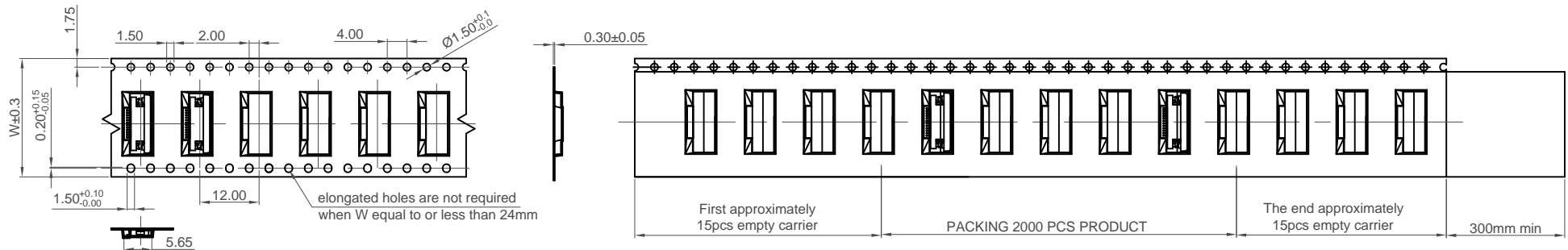


This drawing is confidential and copyright of Global Connector Technology, Ltd (GCT). This drawing must not be copied or disclosed without written consent. E & OE

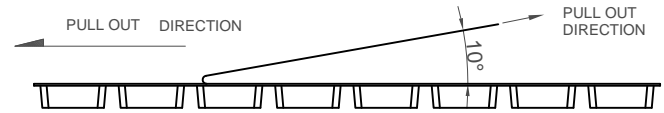


Not to Scale	Drawn By PKN	Sheet No. 1/2
--------------	--------------	---------------

H
G
F
E
D
C
B
A



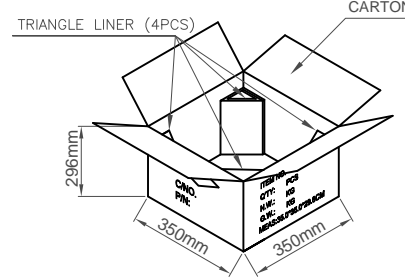
NOTE:
1. PEELING OFF FORCE OF TOP TAPE: 40-80g
(PEELING DIRECTION AS SHOWN IN FOLLOWING FIG.)
THIS REQUIREMENT SHOULD BE APPLIED AT SHIPMENT
PEEL OFF SHOULD NOT BE ALLOWED, DURING TRANSPORTATION.



2. MATERIAL:
CARRIER TAPE: POLYSTYRENE(PS)
TOP TAPE: PE
REEL TAPE: POLYSTYRENE(PS)

PACKING INFORMATION:

PART NAME	W	PCS/REEL	REEL/CARTON	TOTAL	CARTON
6-19PIN	24.0	2000PCS	9PCS	18000PCS	350*350*296mm
20-30PIN	32.0	2000PCS	7PCS	14000PCS	350*350*296mm



Part Number		Product Description	
FFC2B05		FPC 0.5mm Pitch Side Entry, Top Contact, SMT, Height=1.2mm, ZIF, Slide Type	
Drawing Date		19th May 2010	
By	CC	Tolerances (Except as Noted)	Units:
Detail	FFC2B05 C PCN	Length	Metric (mm)
Revision	C4	X.X ± 0.50	X.X° ± 2°
Date	08/08/17	X.XX ± 0.30	X.XX° ± 1°
		X.XXX ± 0.20	X.XXX° ± 0.5°



This drawing is confidential and copyright of Global Connector Technology, Ltd (GCT). This drawing must not be copied or disclosed without written consent. E & OE



Not to Scale	Drawn By PKN	Sheet No. 2/2
--------------	--------------	---------------