



TR1: TRANSITION REPORT

This document is provided as useful and general guidance in the assistance of engineers who wish to transition from a GCT product that is undergoing obsolescence to a current GCT product.

Date of Report: (DD/MM/YYYY)	18/09/2024	Report Version:	1.01
Product Identifiers: FROM	USB4065 rev B	TO:	USB4230 rev A

SUMMARY

USB4230 is a drop-in replacement for USB4065 with minor dimensional and appearance differences, durability performance is improved from 10,000 cycles to 20,000 cycles. Voltage rating is also improved from 20Vdc to 48Vdc.

TRANSITION DETAILS

Description of Transitional Issues by Category:

FORM & DIMENSIONS: Minor differences on dimensions and appearance, please see below drawings for comparison

FOOTPRINT/LAYOUT: Please see below comparisons of footprints. Footprint of USB4065 is applicable for USB4230.

FIT/MATING ISSUES: NO CHANGE

FUNCTION: NO CHANGE

ELECTRICAL ISSUES: Voltage rating is improved from 20Vdc to 48Vdc

PLATING ISSUES: The standard contact gold plating thickness for USB4065 is 30u", whereas it is 3u" for USB4230. For most applications, 3u" will suffice. However, if 30u" is required, it is possible to offer this plating thickness, please contact GCT.

MATERIALS: NO CHANGE

DURABILITY & FORCES: Durability is improved from 10,000 cycles to 20,000 cycles.

PACKAGING: NO CHANGE

PICK & PLACE ISSUES: NO CHANGE

AVAILABILITY/OPTIONS/VARIANTS: NO CHANGE

ENVIRONMENTAL/TEMPERATURE ISSUES: The minimum operating temp of USB4065 is -40°C, whereas it is -25°C for USB4230. For most applications, -25°C will suffice. However, if -40°C is required, please contact GCT

CERTIFICATIONS: NO CHANGE

DISCLAIMER: This document is intended as useful advice to Engineers seeking to transition between the above-referenced connectors; it does not in any way create a legal or contractual obligation upon GCT, nor should it be considered as a replacement for the normal sampling, prototyping and testing activities that should always be undertaken prior to the adoption of a new connector into a product design.

TR1	Version 1.01	Prepared: 10/05/2017
Prepared by: MJC		Reviewed: 10/05/2017
Reviewed by: ST		Approved: 10/05/2017
Approved by: LH		

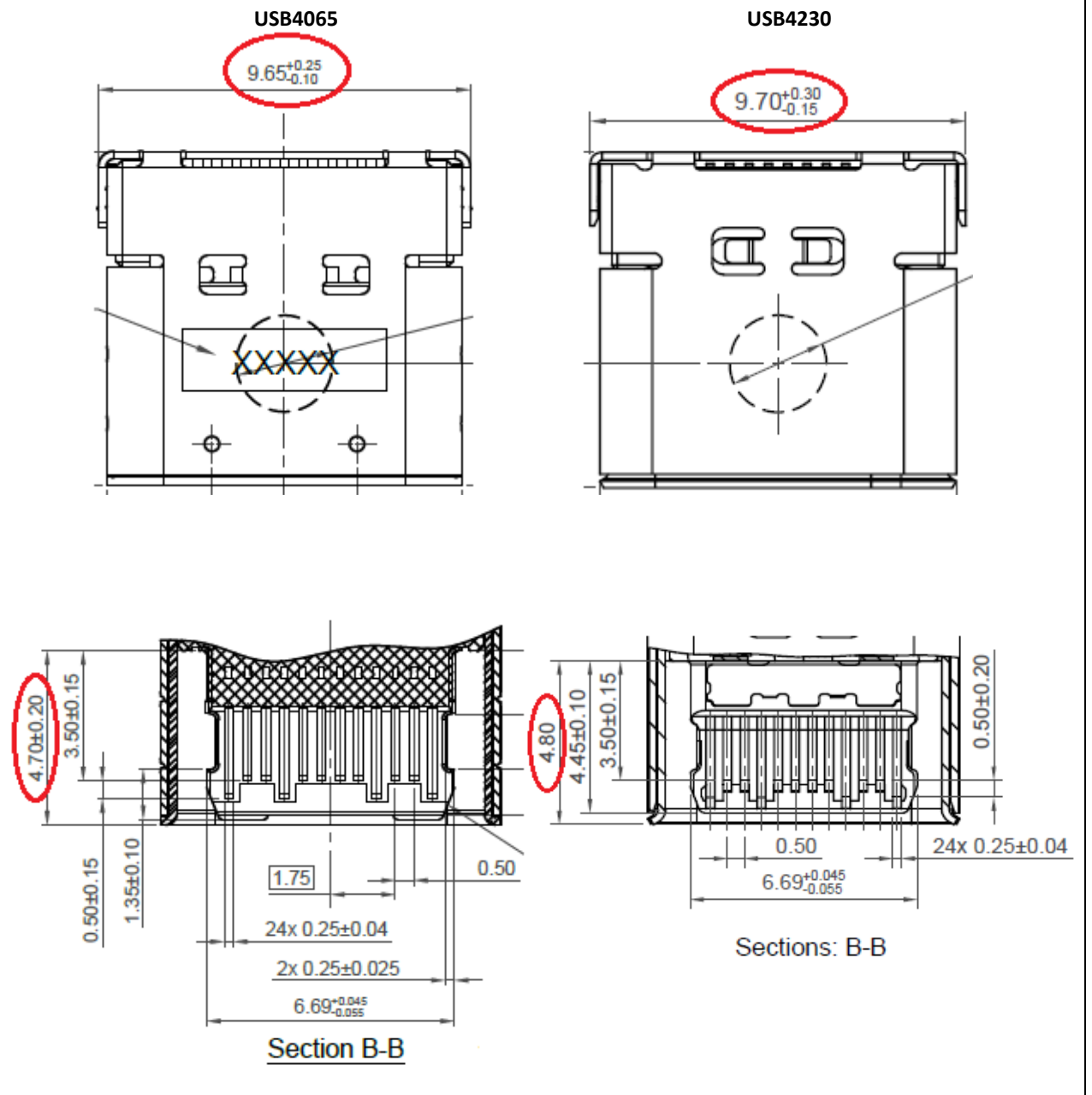
This document is provided as useful and general guidance in the assistance of engineers who wish to transition from a GCT product that is undergoing obsolescence to a current GCT product.

Date of Report: (DD/MM/YYYY)	18/09/2024	Report Version:	1.01
Product Identifiers: FROM	USB4065 rev B	TO:	USB4230 rev A

OTHER ISSUES: None

Transition Diagrams & Images:

Comparison of product drawings:

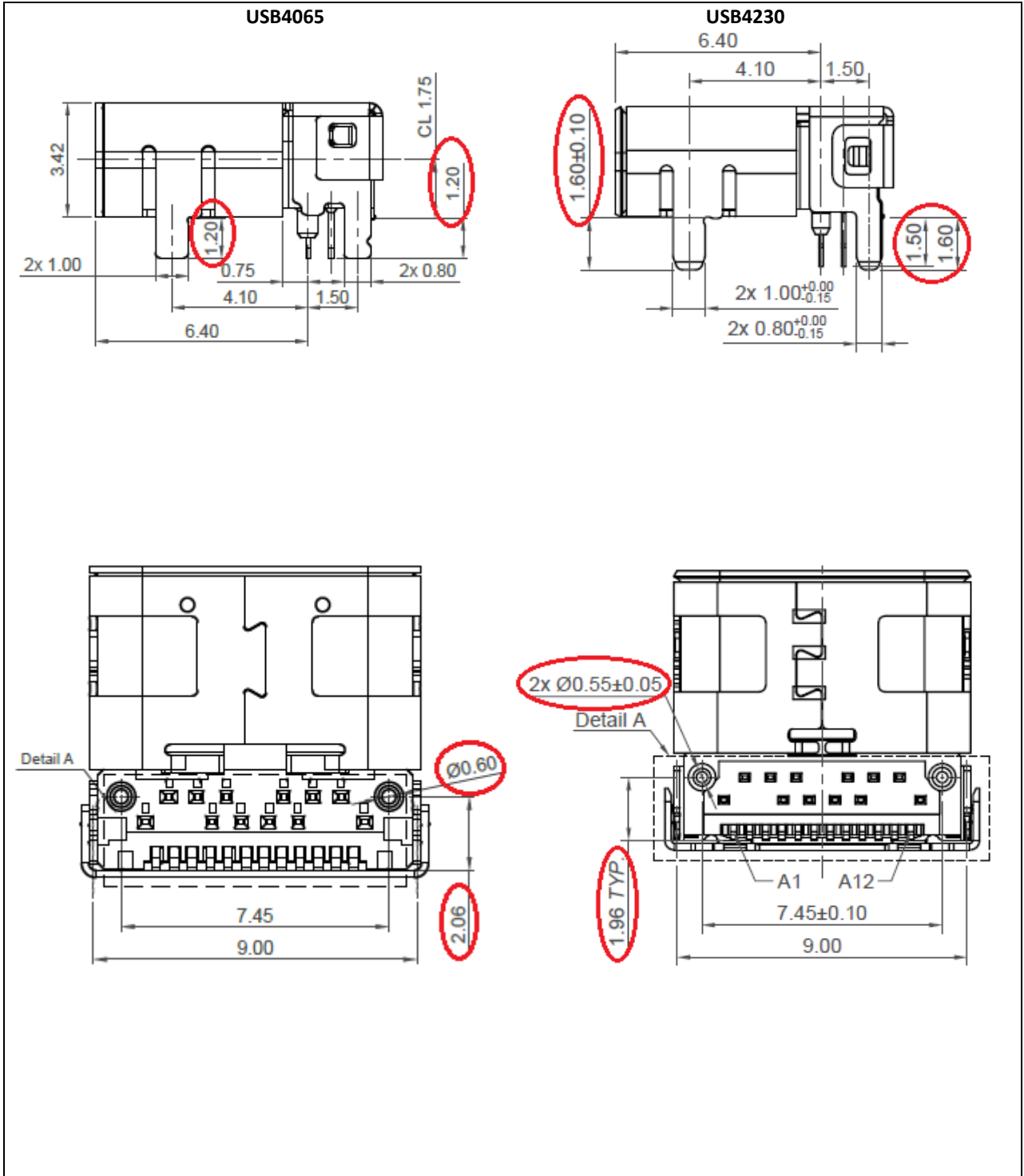


DISCLAIMER: This document is intended as useful advice to Engineers seeking to transition between the above-referenced connectors; it does not in any way create a legal or contractual obligation upon GCT, nor should it be considered as a replacement for the normal sampling, prototyping and testing activities that should always be undertaken prior to the adoption of a new connector into a product design.

TR1	Version 1.01	Prepared: 10/05/2017
Prepared by: MJC		Reviewed: 10/05/2017
Reviewed by: ST		Approved: 10/05/2017
Approved by: LH		

This document is provided as useful and general guidance in the assistance of engineers who wish to transition from a GCT product that is undergoing obsolescence to a current GCT product.

Date of Report: (DD/MM/YYYY)	18/09/2024	Report Version:	1.01
Product Identifiers: FROM	USB4065 rev B	TO:	USB4230 rev A

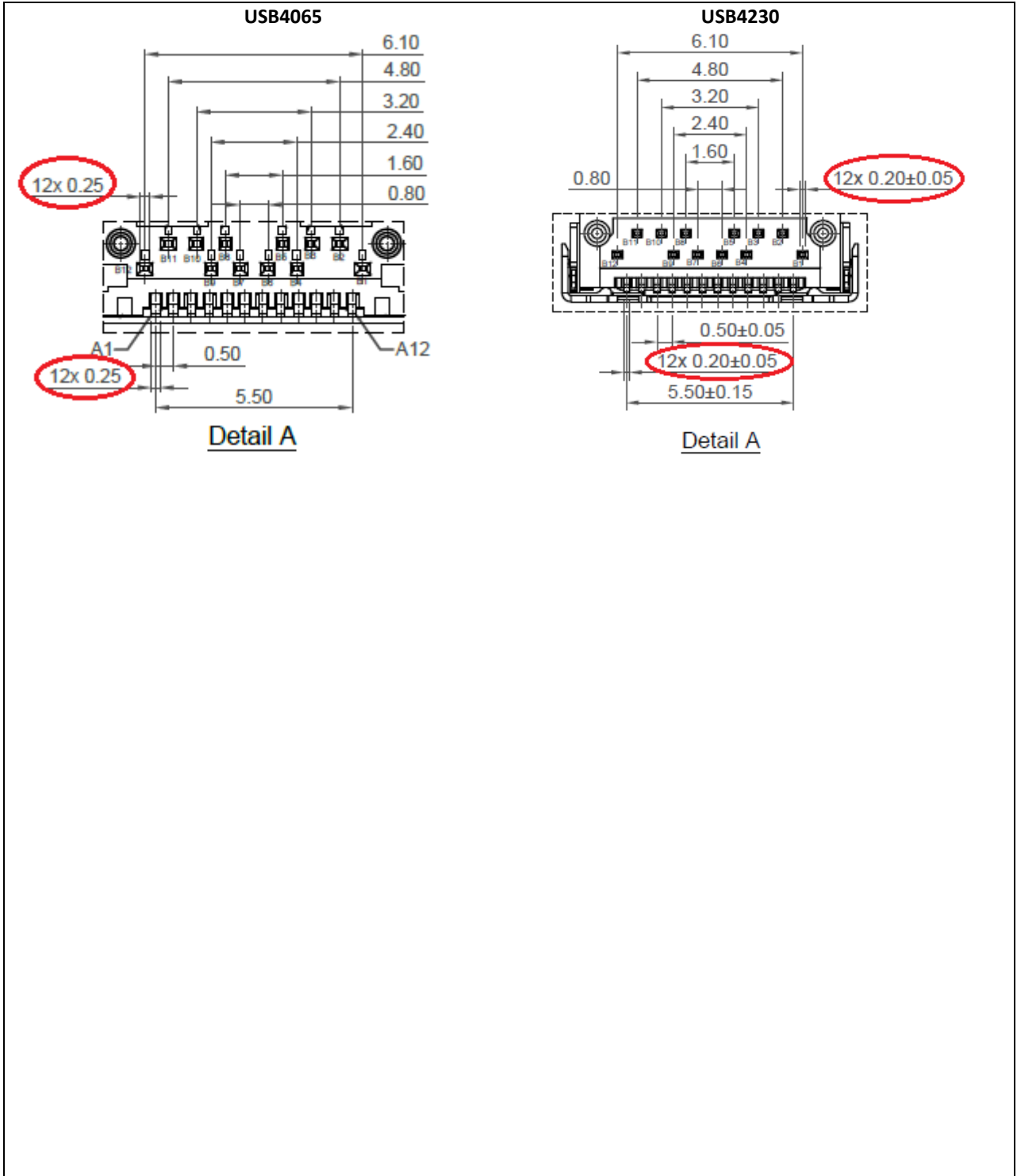


DISCLAIMER: This document is intended as useful advice to Engineers seeking to transition between the above-referenced connectors; it does not in any way create a legal or contractual obligation upon GCT, nor should it be considered as a replacement for the normal sampling, prototyping and testing activities that should always be undertaken prior to the adoption of a new connector into a product design.

TR1	Version 1.01	Prepared: 10/05/2017
Prepared by: MJC		Reviewed: 10/05/2017
Reviewed by: ST		Approved: 10/05/2017
Approved by: LH		

This document is provided as useful and general guidance in the assistance of engineers who wish to transition from a GCT product that is undergoing obsolescence to a current GCT product.

Date of Report: (DD/MM/YYYY)	18/09/2024	Report Version:	1.01
Product Identifiers: FROM	USB4065 rev B	TO:	USB4230 rev A



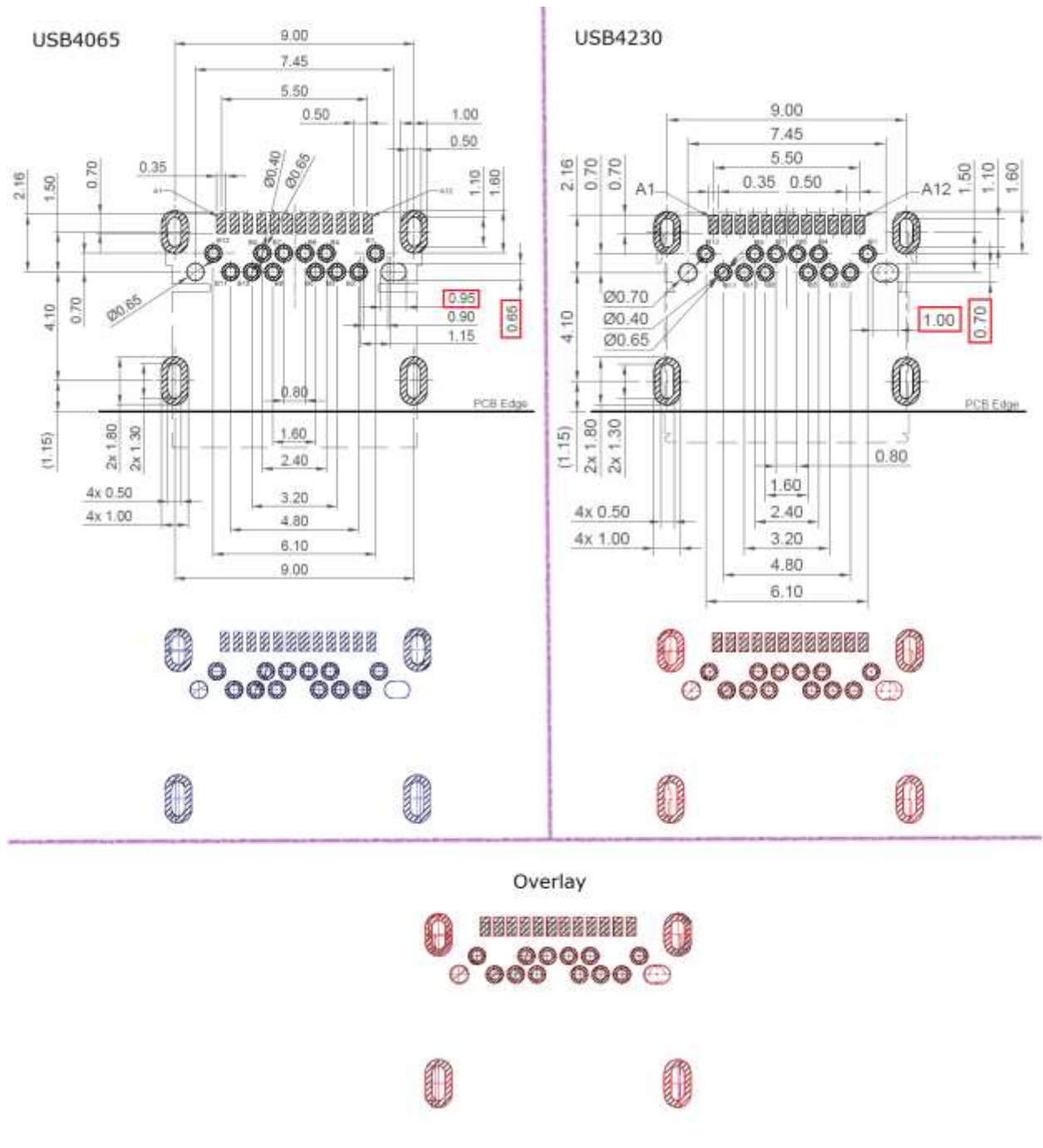
DISCLAIMER: This document is intended as useful advice to Engineers seeking to transition between the above-referenced connectors; it does not in any way create a legal or contractual obligation upon GCT, nor should it be considered as a replacement for the normal sampling, prototyping and testing activities that should always be undertaken prior to the adoption of a new connector into a product design.

TR1	Version 1.01	Prepared: 10/05/2017
Prepared by: MJC		Reviewed: 10/05/2017
Reviewed by: ST		Approved: 10/05/2017
Approved by: LH		

This document is provided as useful and general guidance in the assistance of engineers who wish to transition from a GCT product that is undergoing obsolescence to a current GCT product.

Date of Report: (DD/MM/YYYY)	18/09/2024	Report Version:	1.01
Product Identifiers: FROM	USB4065 rev B	TO:	USB4230 rev A

Comparison of product footprints



DISCLAIMER: This document is intended as useful advice to Engineers seeking to transition between the above-referenced connectors; it does not in any way create a legal or contractual obligation upon GCT, nor should it be considered as a replacement for the normal sampling, prototyping and testing activities that should always be undertaken prior to the adoption of a new connector into a product design.

TR1	Version 1.01	Prepared: 10/05/2017
Prepared by: MJC		Reviewed: 10/05/2017
Reviewed by: ST		Approved: 10/05/2017
Approved by: LH		



TR1: TRANSITION REPORT

This document is provided as useful and general guidance in the assistance of engineers who wish to transition from a GCT product that is undergoing obsolescence to a current GCT product.

Date of Report: (DD/MM/YYYY)	18/09/2024	Report Version:	1.01
Product Identifiers: FROM	USB4065 rev B	TO:	USB4230 rev A

Additional Notes:

NONE

Contact Information(s): (if blank, please visit www.gct.co or use the regional details below).

GCT Europe (UK) +44 (0)1707 321122 sales@gct-europe.com	GCT Americas (USA) +1 978 208 1618 sales@gct-americas.com	GCT Asia-Pacific (HK) +852 2578 9030 sales@gct-apac.com

DISCLAIMER: This document is intended as useful advice to Engineers seeking to transition between the above-referenced connectors; it does not in any way create a legal or contractual obligation upon GCT, nor should it be considered as a replacement for the normal sampling, prototyping and testing activities that should always be undertaken prior to the adoption of a new connector into a product design.

TR1	Version 1.01	Prepared: 10/05/2017
Prepared by: MJC		Reviewed: 10/05/2017
Reviewed by: ST		Approved: 10/05/2017
Approved by: LH		